




# Spiro



566 x 450  
 ↓ ↔



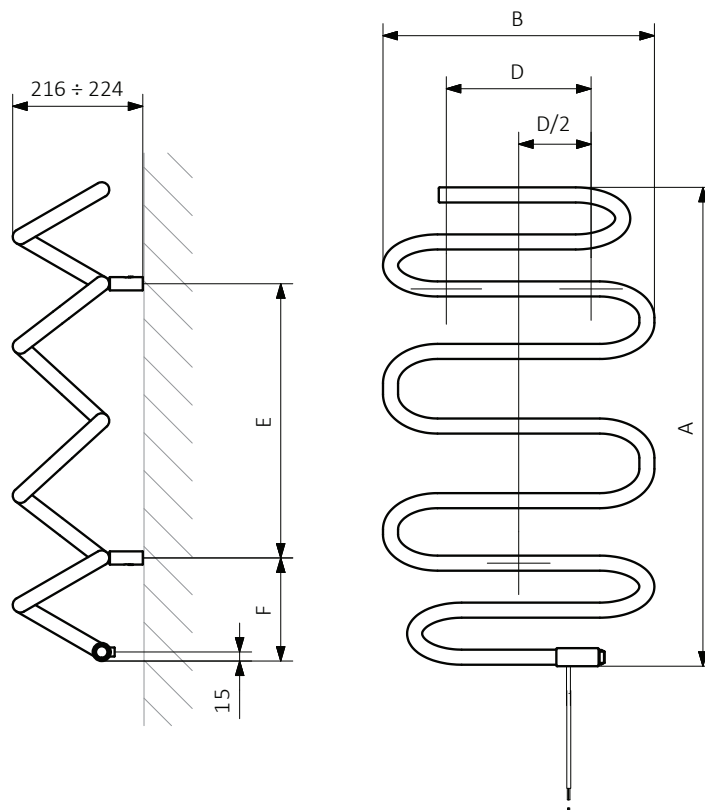
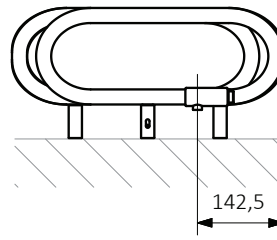
794 x 450



1062 x 450

A ↓	B ↔	 [W]	D [mm]	E [mm]	F [mm]	 [kg]	
<b>Lackerad</b>							
566	450	110	240	227	170	4,30	WSSPI056045
794	450	165	240	455	170	5,50	WSSPI079045
1062	450	205	240	723	170	6,80	WSSPI106045
<b>chrome</b>							
566	450	80	240	227	170	4,30	WSSPI056045
794	450	110	240	455	170	5,50	WSSPI079045
1062	450	130	240	723	170	6,80	WSSPI106045

E7



A – höjd, B – bredd, D – Väggfästen c/c bredd, E – Väggfästen c/c höjd,  
F – Underkant till centrum nedre väggfäste

**Profil:**

